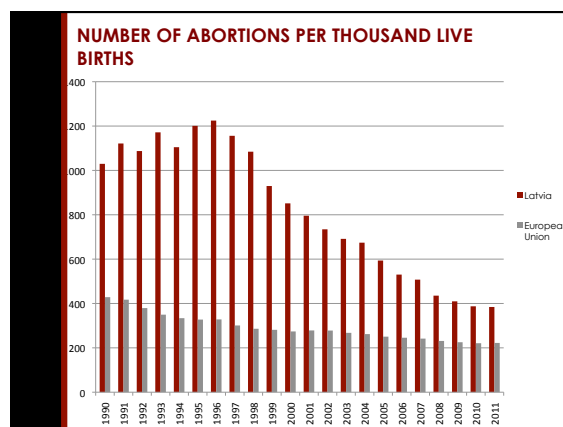
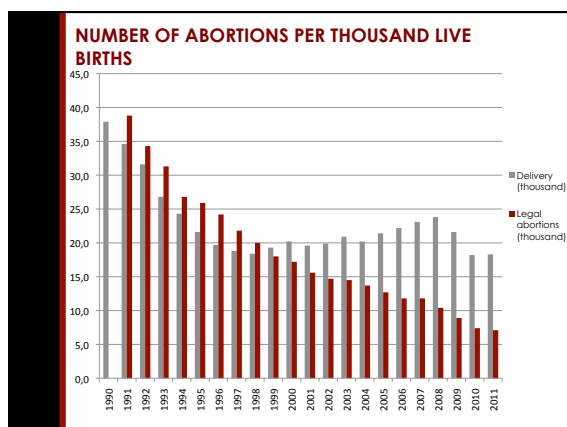
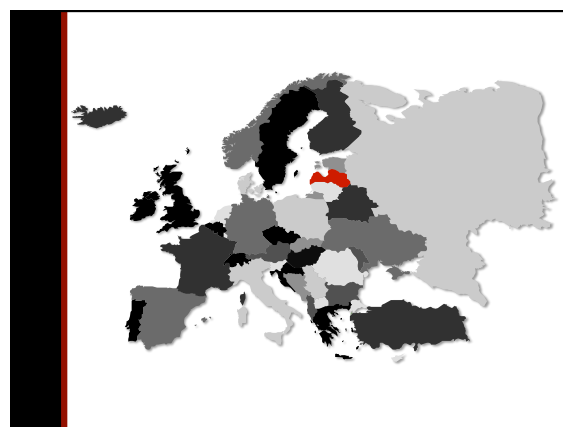




Unwanted pregnancy and contraceptive practice in Latvia

Arta Spridzane¹, Areta Tula¹, Natalja Mosna¹, Lasma Lidaka², Ilze Viberga³

1. Riga Stradins university, resident Ob/Gyn
2. University of Latvia, resident Ob/Gyn
3. University of Latvia, associate professor



Consistent use of safe methods of contraception is the key factor for reducing the number of abortions

1. Usage of safe and effective contraceptive methods should be increased in Latvia
2. Better understanding of women's needs and desires regarding contraception is needed
3. Identification of myths and misconceptions is crucial to ensure correct use of contraception

AIM OF THE STUDY

To understand determinants of an induced abortion and investigate factors influencing the decision making of abortion.

AIM OF THE PRESENTATION

To understand the determinants of induced abortion related to contraceptive practices

MATERIALS AND METHODS

Cross-sectional descriptive study
(Nov 2012 – Mar 2013)

815 47.4% 735

■ Research sample ■ All abortions in Latvia per one quarter

Questionnaire:

Socio-demographic

Decision making

Knowledge

Contraception

Statistical analysis: MS Excel 2007, SPSS 19, CIA software
Statistically significant difference, if $p < 0.05$
Approved by Ethics Committee of University of Latvia

Age distribution for women undergoing abortion in LV¹ and according to our study

Age Group	In country (%)	In our study (%)
14 - 19	8.1%	8.1%
20-24	23.6%	23.6%
25-29	22.9%	22.9%
30-34	19.1%	19.1%
35-39	15.8%	15.8%
40-44	9.8%	9.8%
45 - 50	8.0%	8.0%

1. The Centre for Disease Prevention and Control (CDCPC) of Latvia

Basic characteristics

Educational level

Educational level	Percentage
Elementary school	17.3%
Secondary school	35.6%
Vocational school	24%
Higher education	25.2%

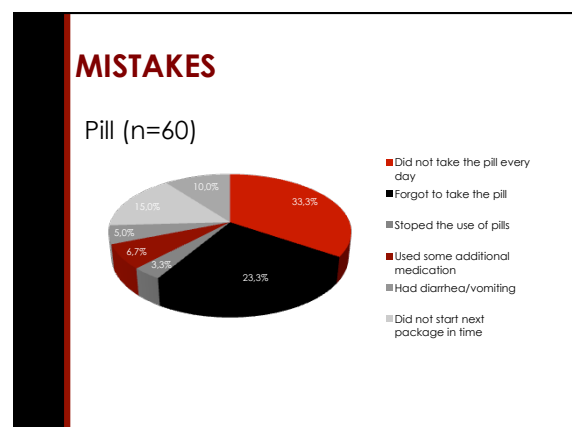
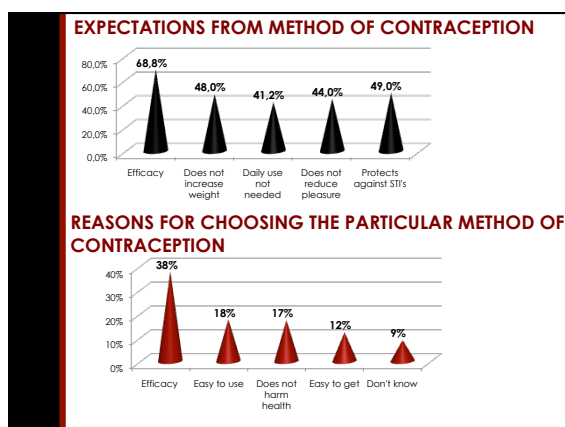
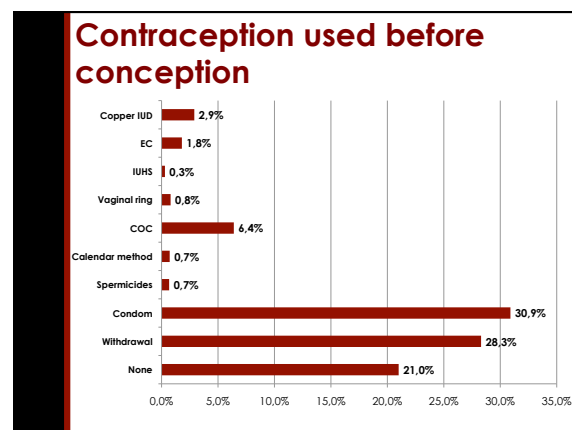
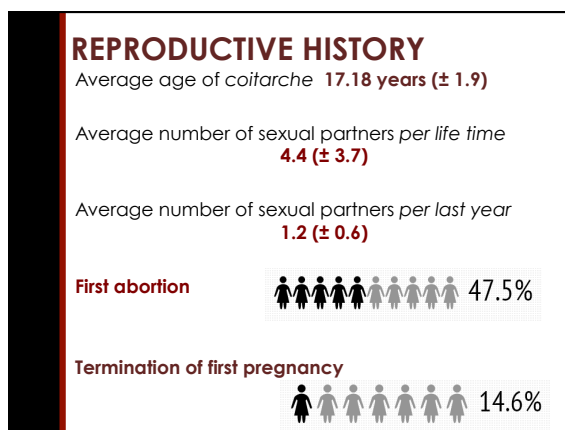
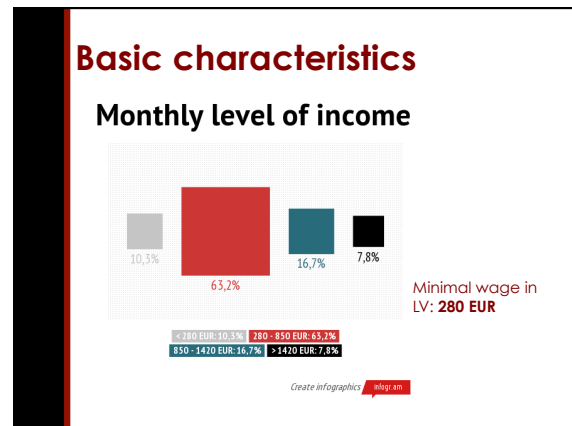
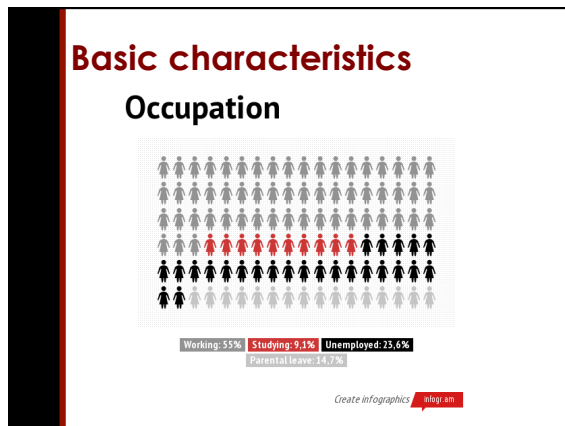
Create Infographics infogram

Basic characteristics

Religion

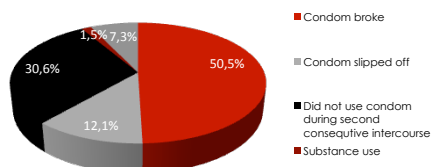
Religion	Percentage
Catholic	19.2%
Lutheran	17.3%
Orthodox	26.4%
Old Believer	3.7%
Baptist	0.2%
Nonbeliever	19.3%
Other	4%

Create Infographics infogram



MISTAKES

Condom (n=210)



74.4% - knew about EC
65.1% - knew about EC availability behind-the-counter

FUTURE PLANS CONCERNING CONTRACEPTIVE USE

	n	%
Have made a decision, will start to use contraception	275	37.4
Have made a decision, will continue the method used previously	51	6.9
Won't use any method of contraception	12	1.6
Haven't decided yet	179	24.4
Haven't decided yet, don't want to think about that	96	13.1
Don't know	52	7.1

46.2%

CONCLUSIONS

- **Data** of the study **are representative** for population
- **Unsafe** methods or **no methods** at all **are used** by **most** of the women requesting termination of pregnancy
- Women's **needs** regarding contraception **are complex** and should be identified
- **Counselling** should include issues regarding **common mistakes** associated with contraceptive use
- **Contraception** should be **subsidized** for low income group

THANK YOU FOR YOUR ATTENTION!

Arta Spridzane
e-mail: arta.spridzane@inbox.lv
Phone: +371 29374086